



### District Report Card: 2017


<b>State:</b> Telangana	<b>District:</b> MANCHERIAL
<b>Class:</b> 8	<b>Subject:</b> Language
<b>Schools:</b> 50	<b>Students:</b> 1164


### Participation/Coverage


#### Students

<b>GENDER</b> 	Boys		Girls	
	Number	%	Number	%
	530	45.53	634	54.47

<b>AREA</b> 	Rural		Urban	
	Number	%	Number	%
	992	85.22	172	14.78

<b>CATEGORY</b> 	SC		ST		OBC		GEN	
	Number	%	Number	%	Number	%	Number	%
	438	37.63	154	13.23	528	45.36	44	3.78

<b>CWSN</b> 	LD	VI	HI	S&LD	ID	Oth
	1	0	1	0	1	22

<b>MANAGEMENT</b> 	Government		Government-aided	
	Number	%	Number	%
	1111	95.45	53	4.55

### Average Performance of Students in Language (%)

Overall	Gender		Area		Management		Social Group			
	Male	Female	Rural	Urban	Govt.	Aided	SC	ST	OBC	GEN
58.14	56.15	59.80	57.65	60.97	57.64	68.68	58.40	50.78	60.10	57.73

## Performance on Learning Outcomes (LOs)

Learning Outcomes	Description	Average Performance(%)
L813	Read textual/non-textual materials with comprehension and identifies the details, characters, main idea and sequence of ideas and events while reading	58.14

Range of Performance of Students who Answered Correctly							
Below 30%		30% - 50%		50% - 75%		Above 75%	
Number	%	Number	%	Number	%	Number	%
138	11.86	262	22.51	515	44.24	249	21.39

## Lowest Performing Learning Outcomes (LOs)

1 - Read textual/non-textual materials with comprehension and identifies the details, characters, main idea and sequence of ideas and events while reading (58.14)